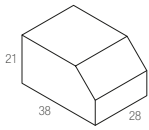
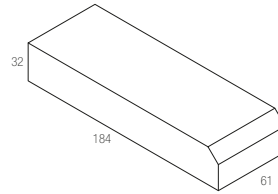


CONSTANT VOLTAGE 12Vdc

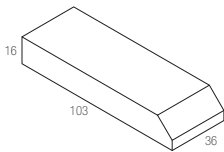
CODE	DESCRIPTION
AL12004	Constant voltage power supply ON/OFF 12Vdc 4W IN/OUT cables, IP65 Vin 220-240Vac Dimensions mm 38x28x21H



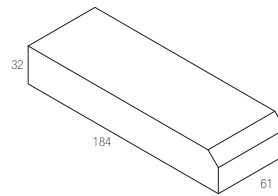
CODE	DESCRIPTION
AL12075	Constant voltage power supply ON/OFF 12Vdc 75W Protected screw terminals, IP20 Vin 220-240Vac Sizes mm 184x61x32H



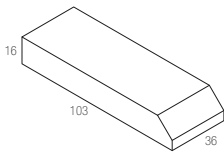
CODE	DESCRIPTION
AL12015	Constant voltage power supply ON/OFF 12Vdc 15W Protected screw terminals, IP20 Vin 220-240Vac Sizes mm 103x36x16H



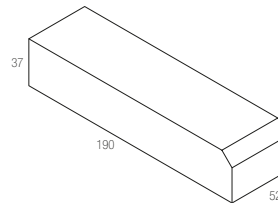
CODE	DESCRIPTION
AL12100	Constant voltage power supply ON/OFF 12Vdc 100W Protected screw terminals, IP20 Vin 110-240Vac Sizes mm 184x61x32H



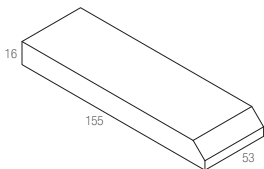
CODE	DESCRIPTION
AL12020	Constant voltage power supply ON/OFF 12Vdc 20W Protected pressure terminals, IP20 Vin 220-240Vac Sizes mm 103x36x16H



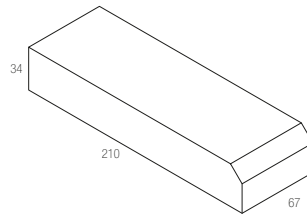
CODE	DESCRIPTION
AL12100IP	Constant voltage power supply ON/OFF 12Vdc 100W IN/OUT cables, IP67 Vin 110-240Vac Sizes mm 190x52x37H



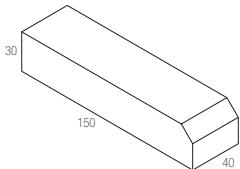
CODE	DESCRIPTION
AL12030B	Constant voltage power supply ON/OFF 12Vdc 30W Protected pressure terminals, IP20 Vin 220-240Vac Sizes mm 155x53x16H



CODE	DESCRIPTION
AL12150	Constant voltage power supply ON/OFF 12Vdc 150W Protected screw terminals, IP20 Vin 220-240Vac Sizes mm 210x67x34H



CODE	DESCRIPTION
AL12035IP	Constant voltage power supply ON/OFF 12Vdc 36W IN/OUT cables, IP67 Vin 110-240Vac Sizes mm 150x40x30H



CODE	DESCRIPTION
AL12050	Constant voltage power supply ON/OFF 12Vdc 50W Protected screw terminals, IP20 Vin 110-240Vac Sizes mm 185x64x22H

