

CODE	DESCRIPTION
AL24015	Constant voltage power supply ON/OFF 24Vdc 15W Protected pressure terminals, IP20 Vin 220-240Vac Sizes mm 103x36x16H

CODE	DESCRIPTION
AL24060IP	Constant voltage power supply ON/OFF 24Vdc 60W IN/OUT cables, IP67 Vin 110-240Vac Sizes mm 162x43x32H

CODE	DESCRIPTION
AL24020	Constant voltage power supply ON/OFF 24Vdc 20W Protected pressure terminals, IP20 Vin 220-240Vac Sizes mm 103x36x16H

CODE	DESCRIPTION
AL24060S	Constant voltage power supply ON/OFF 24Vdc 60W Protected screw terminals, IP20 Vin 220-240Vac Sizes mm 305x30x18H

CODE	DESCRIPTION
AL24030B	Constant voltage power supply ON/OFF 24Vdc 30W Protected screw terminals, IP20 Vin 220-240Vac Sizes mm 155x53x16H

CODE	DESCRIPTION
AL24075	Constant voltage power supply ON/OFF 24Vdc 75W Protected screw terminals, IP20 Vin 220-240Vac Sizes mm 184x61x32H

CODE	DESCRIPTION
AL24035IP	Constant voltage power supply ON/OFF 24Vdc 35W IN/OUT cables, IP67 Vin 110-240Vac Sizes mm 150x40x30H

CODE	DESCRIPTION
AL24075S	Constant voltage power supply ON/OFF 24Vdc 75W Protected screw terminals, IP20 Vin 220-240Vac Sizes mm 305x30x18H

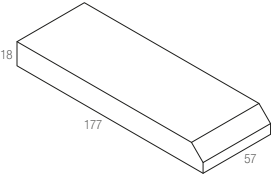
CODE	DESCRIPTION
AL24050B	Constant voltage power supply ON/OFF 24Vdc 50W Protected screw terminals, IP20 Vin 110-240Vac Sizes mm 185x64x22H

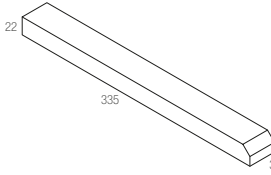
CODE	DESCRIPTION
AL24075X	Constant voltage power supply ON/OFF 24Vdc 75W Protected pressure terminals, IP20 Vin 220-240Vac Sizes mm 168x38x30H

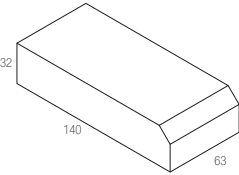
CODE	DESCRIPTION
AL24060	Constant voltage power supply ON/OFF 24Vdc 60W Protected screw terminals, IP20 Vin 220-240Vac Sizes mm 160x58x18H

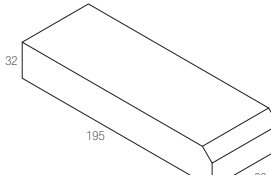
CODE	DESCRIPTION
AL24100	Constant voltage power supply ON/OFF 24Vdc 100W Protected screw terminals, IP20 Vin 110-240Vac Sizes mm 184x61x32H

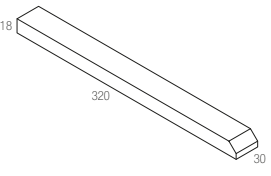
CONSTANT VOLTAGE 24Vdc

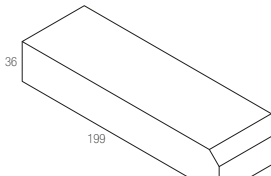
CODE	DESCRIPTION
AL24100B	Constant voltage power supply ON/OFF 24Vdc 100W Protected screw terminals, IP20 Vin 220-240Vac Sizes mm 177x57x18H
	

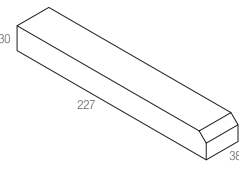
CODE	DESCRIPTION
AL24150S	Constant voltage power supply ON/OFF 24Vdc 150W Protected screw terminals, IP20 Vin 220-240Vac Sizes mm 335x30x22H
	

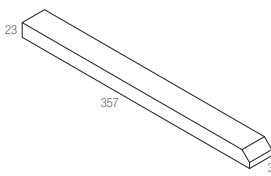
CODE	DESCRIPTION
AL24100IP	Constant voltage power supply ON/OFF 24Vdc 100W IN/OUT cables, IP67 Vin 110-240Vac Sizes mm 140x63x32H
	

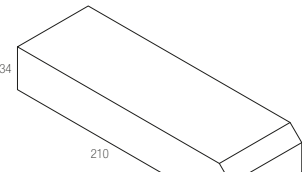
CODE	DESCRIPTION
AL24200	Constant voltage power supply ON/OFF 24Vdc 200W Protected screw terminals, IP20 Vin 220-240Vac Sizes mm 195x68x32H
	

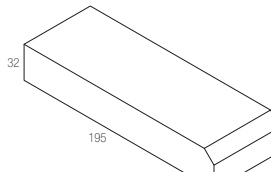
CODE	DESCRIPTION
AL24100S	Constant voltage power supply ON/OFF 24Vdc 100W Protected screw terminals, IP20 Vin 220-240Vac Sizes mm 320x30x18H
	

CODE	DESCRIPTION
AL24200IP	Constant voltage power supply ON/OFF 24Vdc 200W IN/OUT cables, IP67 Vin 110-240Vac Sizes mm 199x63x36H
	

CODE	DESCRIPTION
AL24120	Constant voltage power supply ON/OFF 24Vdc 120W Protected pressure terminals, IP20 Vin 220-240Vac Sizes mm 227x38x30H
	

CODE	DESCRIPTION
AL24240S	Constant voltage power supply ON/OFF 24Vdc 240W Protected screw terminals, IP20 Vin 220-240Vac Sizes mm 357x32x23H
	

CODE	DESCRIPTION
AL24150	Constant voltage power supply ON/OFF 24Vdc 150W Protected screw terminals, IP20 Vin 220-240Vac Sizes mm 210x67x34H
	

CODE	DESCRIPTION
AL24250	Constant voltage power supply ON/OFF 24Vdc 250W Protected screw terminals, IP20 Vin 220-240Vac Sizes mm 195x68x32H
	

CODE	DESCRIPTION
AL24150IP	Constant voltage power supply ON/OFF 24Vdc 150W IN/OUT cables, IP67 Vin 110-240Vac Sizes mm 180x63x35H
