

DEHO 2

L402.



Flush-fitted in polished 304 stainless steel with power LED for accent, decoration, courtesy or step marker lighting. Choice of secondary optics. Can be fitted in the floor, wall or in plasterboard indoors and outdoors. Mounting with formwork or ring with springs.

Power LED CRI>80

Power: 1W@350mA - 2W@500mA

Lumen: 135Lm@350mA - 216Lm@500mA

350mA - 500mA constant current power supply

Series connection, 50 cm cable

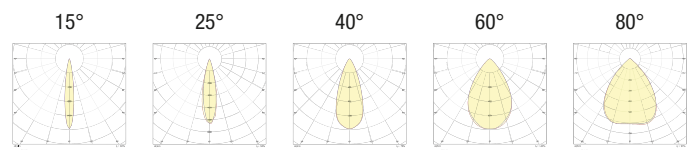
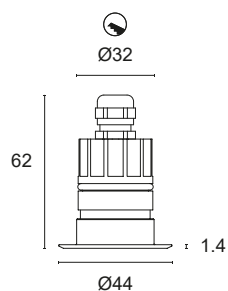
Constant current power supplies page 232-233

Installation accessories page 271

Dimming Accessories page 249








 **MADE IN ITALY**





BASIC CODES

L402.








LIGHT BEAM

-  **15** 15°
-  **25** 25°
-  **40** 40°
-  **60** 60°
-  **80** 80°

GLASS

-  **T** Transparent
-  **S** Brushed

LED COLOUR

-  **BN** 4000K
-  **BC** 3000K
-  **CC** 2700K
-  **BL** Blue
-  **VE** Green
-  **RO** Red
-  **AM** "Wine" Amber



Approved by
CIVC

POWER

- 3 1x1W - 350mA - 135 lm**
- 5 1x2W - 500mA - 216 lm**

Code example:

DEHO 2 + Light Beam 25° + Clear Glass + 3000k +1W = Code: L402.25TBC3