

DELTA SUSPENSION

D2.

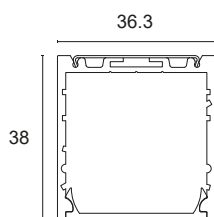



Decorated, anodised aluminium suspension light complete with brushed or microprismatic diffuser and high-brightness LED source with a high Lumen/Watt ratio and CRI>90. Suitable as primary technical decorative lighting for residential, commercial, office, retail and general lighting. 'Full light' diffusion. Suspension mounting with steel ropes and plugs with concealed screws; decentralised ceiling rose, 3000 mm cable, choice of finish.

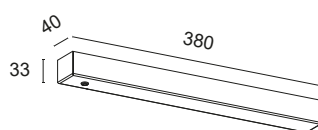
Constant 24Vdc voltage supply

Power supply included and integrated

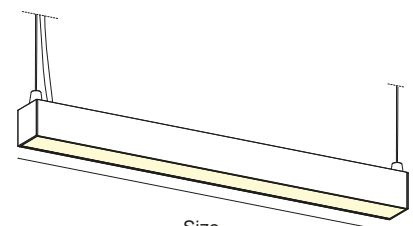
 **MADE IN ITALY**



Profile section



Ceiling rose size



Size

BASIC CODES

D2.

FINISHES

- 1** White
- 2** Matt black
- 7** Brushed aluminium
- 8** Gold leaf
- 9** Bond Copper

*Other finishes on request.

CABLE

- T** Transparent
- B** White
- N** Black

SIZE

- G** 900mm
- H** 1000mm
- I** 1200mm
- J** 1300mm
- K** 1400mm
- L** 1500mm
- M** 1800mm
- N** 2000mm
- O** 2300mm
- P** 2500mm
- Q** 2800mm
- R** 3000mm

LED COLOUR

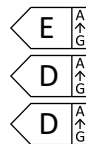
- BN** 4000K
- BC** 3000K
- CC** 2700K

*Strip also available coloured, Dynamic White, RGB and RGBW.

POWER

- F+** 20.2W/m 2500Lm/m 168LED/m S2835 CRI>90
- L+** 28W/m 3500Lm/m 160LED/m S2835 CRI>90
- M+** 40W/m 5000Lm/m 480LED/m S2835 CRI>90

*Energy class referring to light source



DIFFUSER

- M** MICROPRISMATIC
- S** BRUSHED

POWER SUPPLY


- N** ON/OFF
- D** DALI + PUSH

Code example:

DELTA SUSPENSION + White + Black cable + 900mm + 3000K + 28W/m CRI>90 + brushed diffuser + ON/OFF = Code: D2.1NGBCL+SN

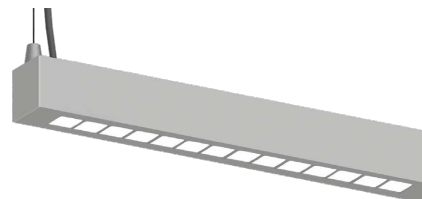
COMPLEMENTARY SYSTEMS

EXAMPLE OF DELTA SUSPENSION AND REM PROJECTOR



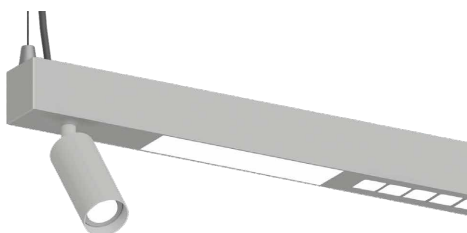
*Details on p. 276

EXAMPLE OF DELTA SUSPENSION AND DARK MODULE



*Details on p. 276

EXAMPLE OF DELTA SUSPENSION, REM AND DARK MODULE



*Details on p. 276