

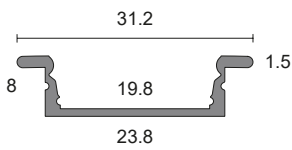
# SIGMA

Anodized aluminium 6060 extruded profile, designed and produced to be recess-mounted also on very small surfaces. Extremely easy to install, thanks to the brushed snap-in diffuser and side supports. Ideal to house and dissipate LED Strips, and especially suited to illuminate and embellish kitchens, under-wall cupboards, furniture, closets, shelves and plasterboard.

 EXTRUDED IN ITALY



1:1 SCALE



BASIC CODES

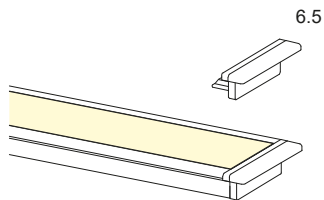
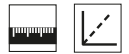
## PA.SIGMA.

LENGTH

- 1 1000mm
- 2 2000mm
- 3 3000mm

FINISHES

- 1 Matt white RAL9003
- 2 Matt black RAL9005
- 7 Brushed aluminium



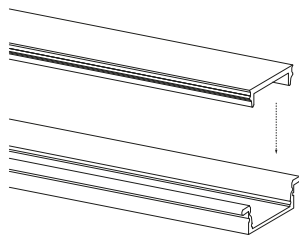
BASIC CODES

## SG01.

FINISHES

- 1 White
- 2 Matt black
- 5 Grey
- 7 Brushed aluminium

Side closing support and ABS flush-mounting, Easy and quick to install, by exerting a slight side pressure.



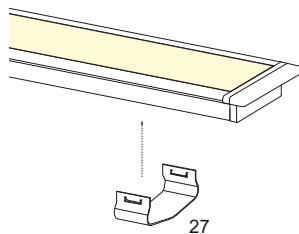
BASIC CODES

## PA.13PE49.

LENGTH

- 1 1000mm brushed
- 2 2000mm brushed
- 3 3000mm brushed

Brushed snap-on diffuser. The diffuser can be easily removed for maintenance operations.

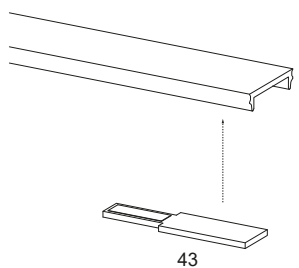


BASIC CODES

## PA.GG06

Steel fixing clips for flush-mounting on wood or plasterboard.

NB. We recommend No. 1 Clip per 500mm



BASIC CODES

## TC02

Rectangular electronic device with ON/OFF TOUCH system. The LED can be switched ON/OFF by gently touching the sensitive device section. To be installed inside the profile, in contact with the diffuser, with the double-sided tape supplied (12Vdc and 24Vdc 4A max.)

Code example: SIGMA Profile + 1000mm Length + Brushed Aluminium Finish = Code: PA.SIGMA.17